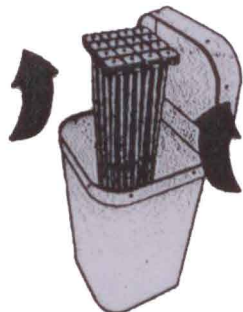



Pop Up Magnetic

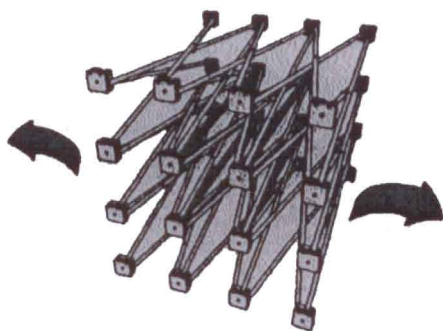
Schita tehnica



1. Scoateti sistemul din geanta de transport



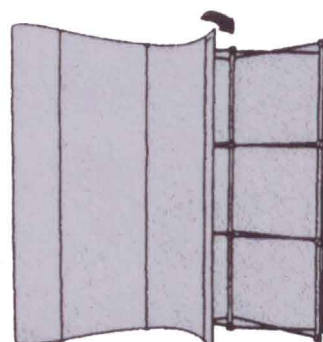
2. Asezati sistemul pe podea asigurandu-va ca suporturile de suspendare sunt in partea de sus



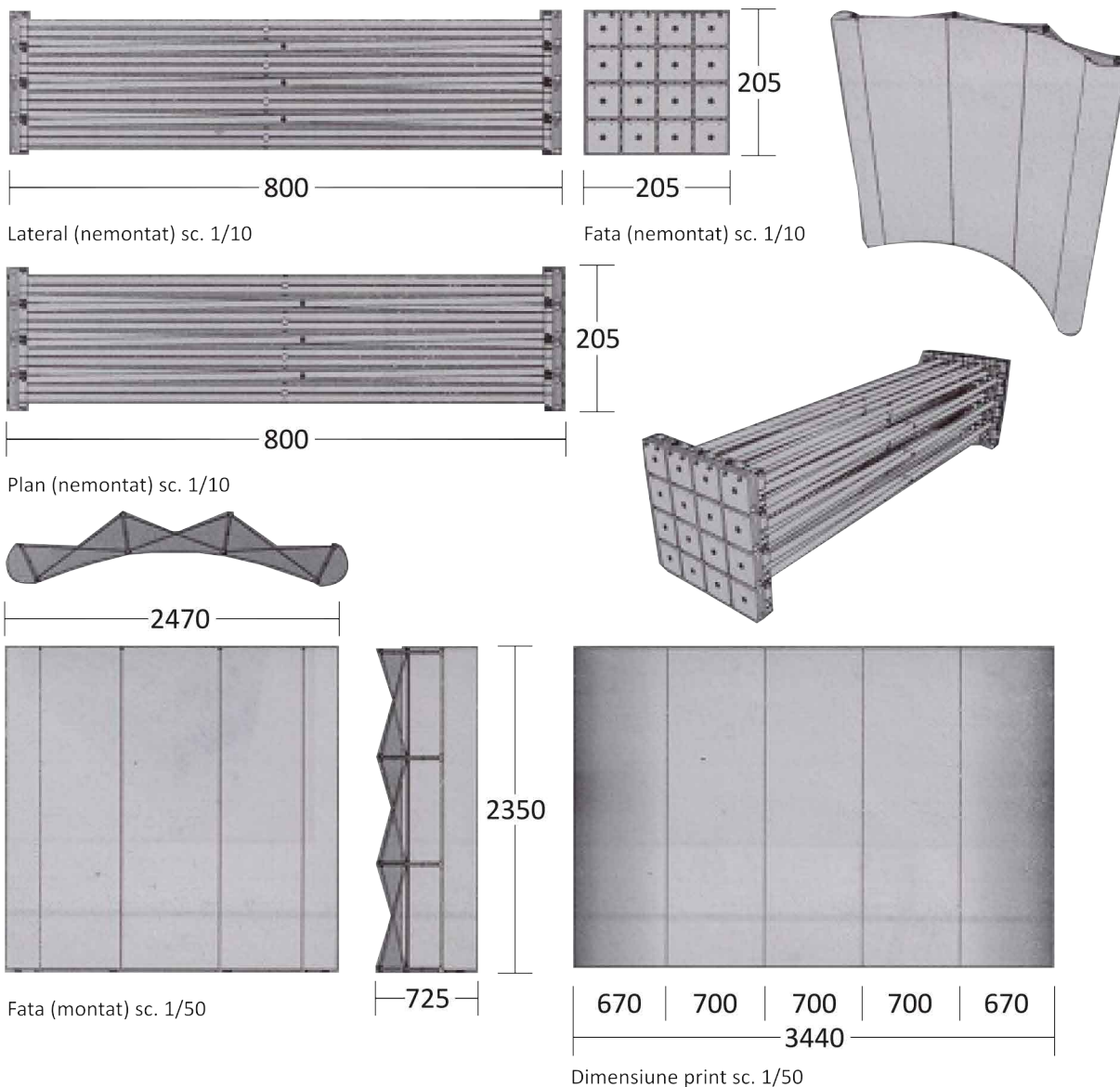
3. Asigurati-va ca aveti destul spatiu apoi trageți ușor partile laterale ale sistemului până când acesta se extinde complet



4. Introduceți grinzile verticale de sprijin



4. Atasati benzile imprimate pe rand incepand din una din laturi



Cod	PP-2A	PP-2C	PP-2E	PP-2B	PP-2D	PP-2F
Tip	Drept			Curb		
Inaltime fasii	2300					
Numar fasii laterale	2					
Latime fasii laterale	670					
Numar fasii centrale	2	3	4	2	3	4
Latime fasii centrale	750			700		
Latime totala print	2840	3590	4340	2740	3440	4140